

Model 267MR

Multi-Range Low Differential Pressure Transducer



Setra's Model 267MR is a highly configurable multi-range low differential pressure transducer. It offers multi-range capability with 6 field selectable ranges and 2 field selectable outputs that are easily configured by flipping a Dip Switch. The 267MR is housed in a NEMA 4 rated enclosure with an optional static pressure probe reducing installation and material costs. It delivers $\pm 1\%$ FS accuracy with pressure ranges from 0.1" W.C. up to 100" W.C.

All Inclusive Field Selectable Design

The 267MR is the ideal product for any contractor to stock in their truck; combining the flexibility of a multi-range with the performance of a single-range transducer to ensure the installer has the right solution for any job.

A Robust Enclosure for Difficult Applications

The 267MR is housed in a NEMA 4 rated enclosure and is built to withstand harsh environments. The 267MR is available in both wall and duct mount providing the installer with flexible mounting options. The wall mount allows the sensor to be installed anywhere, whereas the duct probe configuration is designed to maximize space efficiency in difficult applications.

The Setra Sensor

The core technology of the 267MR is the all stainless steel capacitive sensing element. Setra designs and manufactures all of their sensing elements resulting in full control over the process and quality of every single sensor. The welded dead-ended capacitive sensors requires minimal amplification and delivers excellent accuracy and longterm stability. Setra's technology has been used in over 8 million installations and has the highest field acceptance rate in the industry.

- Multi-Range Capability
- Suitable for Harsh Environments
- Optional Static Pressure Probe

Model 267MR Features:

- 6 Field Selectable Ranges
- 2 Field Selectable Outputs
- NEMA 4 Rated Housing
- PG-9, PG-13 or Conduit Electrical Termination
- Optional Static Pressure Probe
- 24 VAC or 24 VDC Excitation
- CE & RoHS Compliant

Applications:

- HVAC Systems
- Energy Management Systems
- Static Duct Pressure
- Cleanroom Pressure

Model 267MR

Multi-Range Low Differential Pressure Transducer



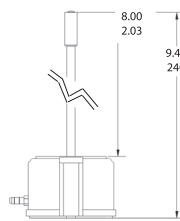
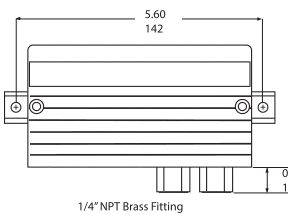
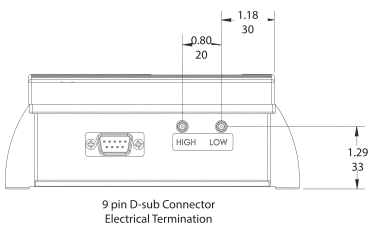
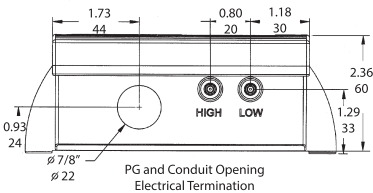
ORDERING INFORMATION



Model	Range				Output		Pressure Fitting/Elec. Termination		Accuracy		Display	
		Unidirectional	Bidirectional		Unidirectional	Bidirectional						
2671 = 267MR												
	MR1WD	0 to 0.1"W.C.	±0.05"W.C.	MR5LD	0 to 25 Pa	±12.5 Pa	11	4-20 mA	3/16" Barbed Brass Fitting	C	±1% FS	N None
	MR2WD	0 to 0.25"W.C.	±0.125"W.C.	MR6LD	0 to 50 Pa	±25 Pa	2D	0-5 VDC	G1	PG-13.5 Strain Relief	G	±1% FS W/ Cal Cert
		0 to 0.5"W.C.	±0.25"W.C.		0 to 100 Pa	±50 Pa			D9 ¹	9 pin D-Sub Conn.		
		0 to 1"W.C.	±0.5"W.C.		0 to 200 Pa	±100 Pa			A1	1/2" Conduit Opening		
	MR3WD	0 to 1.25"W.C.	±0.625"W.C.	MR7LD	0 to 250 Pa	±125 Pa			1/4"NPTF Brass Fitting			
		0 to 2.5"W.C.	±1.25"W.C.		0 to 500 Pa	±250 Pa	1K	PG-9 Strain Relief				
		0 to 5.0"W.C.	±2.5"W.C.		0 to 1000 Pa	±500 Pa	2K	PG-13.5 Strain Relief				
	MR4WD	0 to 7.5"W.C.	±3.75"W.C.	MR8LD	0 to 625 Pa	±312 Pa			9K	9 Pin D-Sub Conn.		
		0 to 15"W.C.	±7.5"W.C.		0 to 1250 Pa	±625 Pa	AK	1/2" Conduit Opening				
		0 to 30"W.C.	±15"W.C.		0 to 2500 Pa	±1250 Pa			Static Duct Probe			
				MR9LD	0 to 1875 Pa	±937 Pa			1P	PG-9 Strain Relief		
					0 to 3750 Pa	±1875 Pa			2P	PG-13.5 Strain Relief		
					0 to 7000 Pa	±3750 Pa			9P	9 Pin D-Sub Conn.		
									AP	1/2" Conduit Opening		

Ordering Example: Part No. 2671MR1WD11G1CN = 267MR Transducer, 0.01, ±0.05 in. WC, Differential, 4-20 mA Output, 3/16" Barbed Brass Fitting, PG-13.5 Strain Relief Electrical Termination, 1% Accuracy with No Display

DIMENSIONS



Static Duct Probe

GENERAL SPECIFICATIONS

Performance Data				Physical Description	
	Standard	Optional			
Accuracy RSS ¹ (at constant temp)	±1.0% FS	NA	NA	Case	IP65/NEMA 4 Plastic Glass-Filled Polycarbonate UL94V-0 Case
Non-Linearity, BFSL	±0.98% FS	±0.38% FS	±0.22% FS	Electrical Connection	Screw Terminal Strip Inside of Case
Hysteresis	±0.10% FS	±0.10% FS	±0.10% FS	Electrical Terminations	PG-9/PG13.5 Strain Relief, 1/2" Conduit Opening, or 9 Pin D-Sub Connector*
Non-Repeatability	±0.5% FS	±0.5% FS	±0.5% FS	Zero and Span Adjustments	Accessible Inside of Case
Position Effect: Consult factory				Electrical Data (Current)	
Pressure Media				Circuit	2-Wire, Protected from Miswiring
Thermal Effects ^{2,3}				Output ⁴	4 to 20 mA ⁵
Compensated Range °F (°C)	+40 to +150 (+5 to +65)			Bidirectional Output at Zero	12 mA
Zero/Span Shift %FS/°F (°C)	±0.033 (±0.06)			Min. Loop Supply Voltage (VDC)	9 + 0.02 x (Resistance of Receiver plus line)
Maximum Line Pressure	10 PSI			Max. Loop Supply Voltage (VDC)	30 + 0.004 x (Resistance of Receiver plus line)
Overpressure	Up to 10 PSI (Range Dependent)			Re-Ranging	5 Position Dip Switches (Located Inside Case)
Long-Term Stability	0.1% FS Total			Electrical Data (Voltage)	
Environmental Data				Circuit	3-Wire (Exc, Gnd, Sig), Protected from Miswiring
Operating ⁶ Temperature °F (°C)	0 to +150 (-18 to +65)			Excitation (for 0-5 VDC Output)	9 to 30 VAC / 12 to 40 VDC
Storage Temperature °F (°C)	-65 to +180 (-54 to +82)			Excitation (for 0-10 VDC Output)	11 to 30 VAC / 13 to 40 VDC
¹ RSS of Non-Linearity, Hysteresis, and Non-Repeatability.				Output (Field Selectable)	0 to 10 VDC ⁷
² Units calibrated at nominal 70° F. Maximum thermal error computed from this datum.				Bidirectional Output at Zero	Mid-Range of Specified
³ Calibrated into a 50K ohm load, operable into a 5000 ohm load or greater.				Output Impedance	Ohms
⁴ Zero output factory set to within ±0.16 mA (±0.08 mA for optional accuracies). Span (Full Scale) output factory set to within ±0.16 mA (±0.08 mA for optional accuracy).				Re-Ranging	5 Position Dip Switches (Located Inside Case)
⁵ Zero output factory set to within ±50mV (±25 mV for optional accuracies). Span (Full Scale) output factory set to within ±50mV (±25 mV for optional accuracies)					
⁶ Operating temperature limits of the electronics only. Pressure media temperatures may be considerably higher.					
⁷ Calibrated at factory with a 24 VDC loop supply voltage and a 250 ohm load.					